



Kalyani Charitable Trust, Late Gambhirrao Natuba Sapkal College of Engineering, Anjaneri, Trimbakeshwar Road, Nashik

### Feedback Analysis


Title : Alumni Feedback 2024-25 (Passout batch-2023-24)

Academic Year : 2024-25

Class : Civil Engineering

Total number of response(s) : 28


Question	Admission procedure		Response value	Response %
Answer	Value	No. of response(s)		
<input type="radio"/> Poor	1	0	0	0.00
<input type="radio"/> Satisfactory	2	1	2	3.57
<input type="radio"/> Good	3	0	0	0.00
<input type="radio"/> Very Good	4	2	8	7.14
<input type="radio"/> Excellent	5	25	125	89.29
Performance				95.43



Question	Institute environment		Response value	Response %
Answer	Value	No. of response(s)		
<input type="radio"/> Poor	1	1	1	3.57
<input type="radio"/> Satisfactory	2	4	8	14.29
<input type="radio"/> Good	3	3	9	10.71
<input type="radio"/> Very Good	4	6	24	21.43
<input type="radio"/> Excellent	5	14	70	50.00
Performance				80.00



Question	Academic Infrastructure		Response value	Response %
Answer	Value	No. of response(s)		
<input type="radio"/> Poor	1	2	2	7.14
<input type="radio"/> Satisfactory	2	3	6	10.71
<input type="radio"/> Good	3	1	3	3.57
<input type="radio"/> Very Good	4	4	16	14.29
<input type="radio"/> Excellent	5	18	90	64.29
Performance				83.57



10/30/25, 1:43 PM

vmedulife Account

Question	Answer	Value	No. of response(s)	Response value	Response %
	<input type="radio"/> Poor	1	0	0	0.00
	<input type="radio"/> Satisfactory	2	1	2	3.57
	<input type="radio"/> Good	3	3	9	10.71
	<input type="radio"/> Very Good	4	4	16	14.29
	<input type="radio"/> Excellent	5	20	100	71.43
	Performance				90.71



Question	Answer	Value	No. of response(s)	Response value	Response %
	<input type="radio"/> Poor	1	3	3	10.71
	<input type="radio"/> Satisfactory	2	4	8	14.29
	<input type="radio"/> Good	3	1	3	3.57
	<input type="radio"/> Very Good	4	5	20	17.86
	<input type="radio"/> Excellent	5	15	75	53.57
	Performance				77.86



Question	Answer	Value	No. of response(s)	Response value	Response %
	<input type="radio"/> Poor	1	2	2	7.14
	<input type="radio"/> Satisfactory	2	4	8	14.29
	<input type="radio"/> Good	3	2	6	7.14
	<input type="radio"/> Very Good	4	3	12	10.71
	<input type="radio"/> Excellent	5	17	85	60.71
	Performance				80.71



Question	Answer	Value	No. of response(s)	Response value	Response %
	<input type="radio"/> Poor	1	1	1	3.57
	<input type="radio"/> Satisfactory	2	3	6	10.71
	<input type="radio"/> Good	3	1	3	3.57
	<input type="radio"/> Very Good	4	4	16	14.29
	<input type="radio"/> Excellent	5	19	95	67.86
	Performance				86.43



Question	Answer	Value	No. of response(s)	Response value	Response %
	<input type="radio"/> Poor	1	0	0	0.00
	<input type="radio"/> Satisfactory	2	1	2	3.57
	<input type="radio"/> Good	3	1	3	3.57
	<input type="radio"/> Very Good	4	3	12	10.71
	<input type="radio"/> Excellent	5	23	115	82.14
	Performance				94.29



<https://portal.vmedulife.com/faculty/feedback/alumni/AlumniFeedback.php?sid=NTcy>





10/30/25, 1:43 PM

vmedulife Account

Question	Value	No. of response(s)	Response value	Response %
Answer				
<input type="radio"/> Poor	1	2	2	7.14
<input type="radio"/> Satisfactory	2	1	2	3.57
<input type="radio"/> Good	3	4	12	14.29
<input type="radio"/> Very Good	4	3	12	10.71
<input type="radio"/> Excellent	5	18	90	64.29
Performance				64.29



Question	Value	No. of response(s)	Response value	Response %
Answer				
<input type="radio"/> Poor	1	2	2	7.14
<input type="radio"/> Satisfactory	2	1	2	3.57
<input type="radio"/> Good	3	2	6	7.14
<input type="radio"/> Very Good	4	3	12	10.71
<input type="radio"/> Excellent	5	20	100	71.43
Performance				87.14



Question	Value	No. of response(s)	Response value	Response %
Answer				
<input type="radio"/> Poor	1	0	0	0.00
<input type="radio"/> Satisfactory	2	2	4	7.14
<input type="radio"/> Good	3	2	6	7.14
<input type="radio"/> Very Good	4	0	0	0.00
<input type="radio"/> Excellent	5	24	120	85.71
Performance				92.86



Question	Value	No. of response(s)	Response value	Response %
Answer				
<input type="radio"/> Poor	1	2	2	7.14
<input type="radio"/> Satisfactory	2	3	6	10.71
<input type="radio"/> Good	3	1	3	3.57
<input type="radio"/> Very Good	4	3	12	10.71
<input type="radio"/> Excellent	5	19	95	67.86
Performance				84.29





10/30/25, 1:43 PM

vmedulife Account

Question	Career counselling activities			
Answer	Value	No. of response(s)	Response value	Response %
<input type="radio"/> Poor	1	1	1	3.57
<input type="radio"/> Satisfactory	2	1	2	3.57
<input type="radio"/> Good	3	0	0	0.00
<input type="radio"/> Very Good	4	2	8	7.14
<input type="radio"/> Excellent	5	24	120	85.71
Performance				93.57

Question	Canteen facility			
Answer	Value	No. of response(s)	Response value	Response %
<input type="radio"/> Poor	1	0	0	0.00
<input type="radio"/> Satisfactory	2	3	6	10.71
<input type="radio"/> Good	3	2	6	7.14
<input type="radio"/> Very Good	4	4	16	14.29
<input type="radio"/> Excellent	5	19	95	67.86
Performance				67.86

Question	Recreational facilities			
Answer	Value	No. of response(s)	Response value	Response %
<input type="radio"/> Poor	1	0	0	0.00
<input type="radio"/> Satisfactory	2	2	4	7.14
<input type="radio"/> Good	3	0	0	0.00
<input type="radio"/> Very Good	4	2	8	7.14
<input type="radio"/> Excellent	5	24	120	85.71
Performance				94.29

Question	Your knowledge in mathematical scientific and engineering fundamentals has helped you in initiating a successful career as well as advance in it			
Answer	Value	No. of response(s)	Response value	Response %
<input type="radio"/> Strongly disagree	1	2	2	7.14
<input type="radio"/> Disagree	2	2	4	7.14
<input type="radio"/> Neutral	3	2	6	7.14
<input type="radio"/> Agree	4	0	0	0.00
<input type="radio"/> Strongly agree	5	22	110	78.57
Performance				87.14

Question	You have not face any difficulty in adopting to new methods and technology at your workplace			
Answer	Value	No. of response(s)	Response value	Response %
<input type="radio"/> Strongly disagree	1	1	1	3.57
<input type="radio"/> Disagree	2	1	2	3.57
<input type="radio"/> Neutral	3	0	0	0.00
<input type="radio"/> Agree	4	0	0	0.00
<input type="radio"/> Strongly agree	5	26	130	92.86
Performance				95.00



<https://portal.vmedulife.com/faculty/feedback/alumni/AlumniFeedback.php?sid=NTcy>





10/30/25, 1:43 PM

vmedulife Account

Question - You were able to cope up with your current job challenges				
Answer	Value	No. of response(s)	Response value	Response %
<input type="radio"/> Strongly disagree	1	0	0	0.00
<input type="radio"/> Disagree	2	2	4	7.14
<input type="radio"/> Neutral	3	1	3	3.57
<input type="radio"/> Agree	4	0	0	0.00
<input type="radio"/> Strongly agree	5	25	125	89.29
Performance				94.29



Question You find yourself competent enough in handling projects / assignments successfully as a team member				
Answer	Value	No. of response(s)	Response value	Response %
<input type="radio"/> Strongly disagree	1	1	1	3.57
<input type="radio"/> Disagree	2	2	4	7.14
<input type="radio"/> Neutral	3	0	0	0.00
<input type="radio"/> Agree	4	0	0	0.00
<input type="radio"/> Strongly agree	5	25	125	89.29
Performance				92.86



Question Content and coverage				
Answer	Value	No. of response(s)	Response value	Response %
<input type="radio"/> Poor	1	1	1	3.57
<input type="radio"/> Satisfactory	2	4	8	14.29
<input type="radio"/> Good	3	0	0	0.00
<input type="radio"/> Very Good	4	0	0	0.00
<input type="radio"/> Excellent	5	23	115	82.14
Performance				88.57



Question Adequacy of the core courses				
Answer	Value	No. of response(s)	Response value	Response %
<input type="radio"/> Poor	1	2	2	7.14
<input type="radio"/> Satisfactory	2	2	4	7.14
<input type="radio"/> Good	3	1	3	3.57
<input type="radio"/> Very Good	4	0	0	0.00
<input type="radio"/> Excellent	5	23	115	82.14
Performance				88.57



<https://portal.vmedulife.com/faculty/feedback/alumni/AlumniFeedback.php?sid=NTcy>

57



10/30/25, 1:43 PM

vmedulife Account

Question	Ordering of the courses			
Answer	Value	No. of response(s)	Response value	Response %
<input type="radio"/> Poor	1	2	2	7.14
<input type="radio"/> Satisfactory	2	1	2	3.57
<input type="radio"/> Good	3	1	3	3.57
<input type="radio"/> Very Good	4	0	0	0.00
<input type="radio"/> Excellent	5	24	120	85.71
Performance				90.71

Question	Adequacy of the elective courses			
Answer	Value	No. of response(s)	Response value	Response %
<input type="radio"/> Poor	1	0	0	0.00
<input type="radio"/> Satisfactory	2	2	4	7.14
<input type="radio"/> Good	3	0	0	0.00
<input type="radio"/> Very Good	4	0	0	0.00
<input type="radio"/> Excellent	5	26	130	92.86
Performance				95.71

Question	Practical content in the curriculum			
Answer	Value	No. of response(s)	Response value	Response %
<input type="radio"/> Poor	1	2	2	7.14
<input type="radio"/> Satisfactory	2	0	0	0.00
<input type="radio"/> Good	3	0	0	0.00
<input type="radio"/> Very Good	4	0	0	0.00
<input type="radio"/> Excellent	5	26	130	92.86
Performance				94.29

Question	Do you feel proud to be associated with Late G.N Sapkal College of Engineering?			
Answer	Value	No. of response(s)	Response value	Response %
<input type="radio"/> No	1	6	6	21.43
<input type="radio"/> Yes	2	22	44	78.57
Performance				69.29

Question	Do you regularly receive communications / updates from the institute / department?			
Answer	Value	No. of response(s)	Response value	Response %
<input type="radio"/> No	1	9	9	32.14
<input type="radio"/> Yes	2	19	38	67.86
Performance				83.93



<https://portal.vmedulife.com/faculty/feedback/alumni/AlumniFeedback.php?sid=NTcy>





10/30/25, 1:43 PM

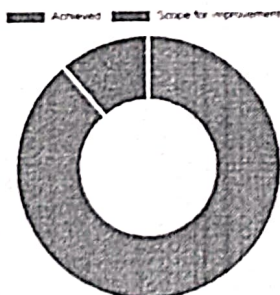
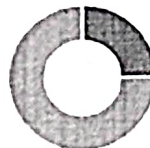


vmedulife Account

Question	Based on your performance have you ever been appreciated by your present / past organisation?			
Answer	Value	No. of response(s)	Response value	Response %
<input type="radio"/> No	1	9	9	32.14
<input checked="" type="radio"/> Yes	2	19	38	67.86
Performance				83.93

Question	Have you made any significant achievement in your career?			
Answer	Value	No. of response(s)	Response value	Response %
<input type="radio"/> No	1	7	7	25.00
<input checked="" type="radio"/> Yes	2	21	42	75.00
Performance				87.50

Question	Based on your professional expertise would you like to mentor your juniors?			
Answer	Value	No. of response(s)	Response value	Response %
<input type="radio"/> No	1	7	7	25.00
<input checked="" type="radio"/> Yes	2	21	42	75.00
Performance				87.50

Question	Would you like to financially contribute to the Alumni Association?			
Answer	Value	No. of response(s)	Response value	Response %
<input type="radio"/> No	1	4	4	14.29
<input checked="" type="radio"/> Yes	2	24	48	85.71
Performance				92.86




#### Interpretation and Action Taken

Feedback interpretation and action taken for this feedback

<https://portal.vmedulife.com/faculty/feedback/alumni/AlumniFeedback.php?sid=NTcy>

7/7



  
**Prof.(Dr.) Sahebrao B. Bagal**  
 Principal  
 Late G. N. Sapkal College of Engineering  
 Anjaneri, Nashik-422 213



**Kalyani Charitable Trust, Late Gambhirrao Natuba Sapkal College of Engineering, Anjaneri,  
Trimbakeshwar Road, Nashik**

**Feedback Analysis**


**Title : Alumni Feedback 2024-25 (Passout batch-2023-24)**

**Academic Year : 2024-25**

**Class : Computer Engineering**

**Total number of response(s) : 50**

Question	Admission procedure			
Answer	Value	No. of response(s)	Response value	Response %
● Poor	1	0	0	0.00
● Satisfactory	2	1	2	2.00
● Good	3	2	6	4.00
● Very Good	4	1	4	2.00
● Excellent	5	46	230	92.00
Performance				90.80
Final Attainment				2.90



Question	Institute environment			
Answer	Value	No. of response(s)	Response value	Response %
● Poor	1	4	4	8.00
● Satisfactory	2	1	2	2.00
● Good	3	2	6	4.00
● Very Good	4	0	0	0.00
● Excellent	5	43	215	86.00
Performance				90.80
Final Attainment				2.72



Question	Academic infrastructure			
Answer	Value	No. of response(s)	Response value	Response %
● Poor	1	1	1	2.00
● Satisfactory	2	5	10	10.00
● Good	3	5	15	10.00
● Very Good	4	2	8	4.00
● Excellent	5	37	185	74.00
Performance				87.60
Final Attainment				2.63

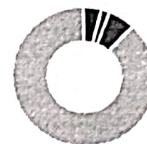


Question	Laboratory facilities			
Answer	Value	No. of response(s)	Response value	Response %
● Poor	1	3	3	6.00
● Satisfactory	2	1	2	2.00
● Good	3	0	0	0.00
● Very Good	4	0	0	0.00
● Excellent	5	46	230	92.00
Performance				94.00
Final Attainment				2.82

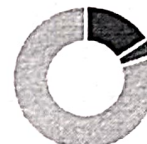




Question	Research and Innovation support			
Answer	Value	No. of response(s)	Response value	Response %
● Poor	1	2	2	4.00
● Satisfactory	2	1	2	2.00
● Good	3	3	9	6.00
● Very Good	4	0	0	0.00
● Excellent	5	44	220	88.00
Performance				93.20
Final Attainment				2.80




Question	Library facilities			
Answer	Value	No. of response(s)	Response value	Response %
● Poor	1	8	8	16.00
● Satisfactory	2	2	4	4.00
● Good	3	0	0	0.00
● Very Good	4	0	0	0.00
● Excellent	5	40	200	80.00
Performance				84.80
Final Attainment				2.54




Question	Computer and Internet facilities			
Answer	Value	No. of response(s)	Response value	Response %
● Poor	1	8	8	16.00
● Satisfactory	2	2	4	4.00
● Good	3	3	9	6.00
● Very Good	4	0	0	0.00
● Excellent	5	37	185	74.00
Performance				82.40
Final Attainment				2.47



Question	Cultural and Sport facilities			
Answer	Value	No. of response(s)	Response value	Response %
● Poor	1	2	2	4.00
● Satisfactory	2	1	2	2.00
● Good	3	1	3	2.00
● Very Good	4	1	4	2.00
● Excellent	5	45	225	90.00
Performance				94.40
Final Attainment				2.83



Question	Hostel facility			
Answer	Value	No. of response(s)	Response value	Response %
● Poor	1	1	1	2.00
● Satisfactory	2	1	2	2.00
● Good	3	0	0	0.00
● Very Good	4	2	8	4.00
● Excellent	5	46	230	92.00
Performance				96.40
Final Attainment				2.89




Question	Transport facility			
Answer	Value	No. of response(s)	Response value	Response %
<input type="radio"/> Poor	1	1	1	2.00
<input type="radio"/> Satisfactory	2	1	2	2.00
<input type="radio"/> Good	3	2	6	4.00
<input type="radio"/> Very Good	4	1	4	2.00
<input type="radio"/> Excellent	5	45	225	90.00
Performance				95.20
Final Attainment				2.86



Question	Grievances redressal			
Answer	Value	No. of response(s)	Response value	Response %
<input type="radio"/> Poor	1	2	2	4.00
<input type="radio"/> Satisfactory	2	0	0	0.00
<input type="radio"/> Good	3	1	3	2.00
<input type="radio"/> Very Good	4	0	0	0.00
<input type="radio"/> Excellent	5	47	235	94.00
Performance				96.00
Final Attainment				2.88



Question	Training and placement			
Answer	Value	No. of response(s)	Response value	Response %
<input type="radio"/> Poor	1	4	4	8.00
<input type="radio"/> Satisfactory	2	2	4	4.00
<input type="radio"/> Good	3	1	3	2.00
<input type="radio"/> Very Good	4	2	8	4.00
<input type="radio"/> Excellent	5	41	205	82.00
Performance				89.60
Final Attainment				2.69



Question	Career counselling activities			
Answer	Value	No. of response(s)	Response value	Response %
<input type="radio"/> Poor	1	0	0	0.00
<input type="radio"/> Satisfactory	2	1	2	2.00
<input type="radio"/> Good	3	1	3	2.00
<input type="radio"/> Very Good	4	2	8	4.00
<input type="radio"/> Excellent	5	46	230	92.00
Performance				97.20
Final Attainment				2.92



Question	Canteen facility			
Answer	Value	No. of response(s)	Response value	Response %
<input type="radio"/> Poor	1	0	0	0.00
<input type="radio"/> Satisfactory	2	3	6	6.00
<input type="radio"/> Good	3	0	0	0.00
<input type="radio"/> Very Good	4	1	4	2.00
<input type="radio"/> Excellent	5	46	230	92.00
Performance				96.00
Final Attainment				2.88





Question	Recreational facilities			
Answer	Value	No. of response(s)	Response value	Response %
● Poor	1	3	3	0.00
● Satisfactory	2	2	4	4.00
● Good	3	2	0	4.00
● Very Good	4	0	0	0.00
● Excellent	5	43	215	00.00
Performance				01.20
Final Attainment				2.74

Question	Your knowledge in mathematical, scientific and engineering fundamentals has helped you in initiating a successful career as well as advance in it			
Answer	Value	No. of response(s)	Response value	Response %
● Strongly disagree	1	2	2	4.00
● Disagree	2	2	4	4.00
● Neutral	3	1	3	2.00
● Agree	4	4	16	8.00
● Strongly agree	5	41	205	82.00
Performance				92.00
Final Attainment				2.78

Question	You have not face any difficulty in adopting to new methods and technology at your workplace			
Answer	Value	No. of response(s)	Response value	Response %
● Strongly disagree	1	2	2	4.00
● Disagree	2	2	4	4.00
● Neutral	3	1	3	2.00
● Agree	4	5	20	10.00
● Strongly agree	5	40	200	80.00
Performance				91.60
Final Attainment				2.75

Question	You were able to cope up with your current job challenges			
Answer	Value	No. of response(s)	Response value	Response %
● Strongly disagree	1	1	1	2.00
● Disagree	2	0	0	0.00
● Neutral	3	1	3	2.00
● Agree	4	5	20	10.00
● Strongly agree	5	43	215	86.00
Performance				95.60
Final Attainment				2.87

Question	You find yourself competent enough in handling projects / assignments successfully as a team member			
Answer	Value	No. of response(s)	Response value	Response %
● Strongly disagree	1	0	0	0.00
● Disagree	2	1	2	2.00
● Neutral	3	0	0	0.00
● Agree	4	0	0	0.00
● Strongly agree	5	49	245	98.00
Performance				98.80
Final Attainment				2.96



Question	Content and coverage			
Answer	Value	No. of response(s)	Response value	Response %
<input type="radio"/> Poor	1	0	0	0.00
<input type="radio"/> Satisfactory	2	0	0	0.00
<input type="radio"/> Good	3	0	0	0.00
<input type="radio"/> Very Good	4	1	4	2.00
<input checked="" type="radio"/> Excellent	5	49	245	98.00
Performance				98.60
Final Attainment				2.99

Question	Adequacy of the core courses			
Answer	Value	No. of response(s)	Response value	Response %
<input type="radio"/> Poor	1	0	0	0.00
<input type="radio"/> Satisfactory	2	3	6	6.00
<input type="radio"/> Good	3	1	3	2.00
<input type="radio"/> Very Good	4	0	0	0.00
<input checked="" type="radio"/> Excellent	5	46	230	92.00
Performance				95.60
Final Attainment				2.87

Question	Ordering of the courses			
Answer	Value	No. of response(s)	Response value	Response %
<input type="radio"/> Poor	1	1	1	2.00
<input type="radio"/> Satisfactory	2	1	2	2.00
<input type="radio"/> Good	3	1	3	2.00
<input type="radio"/> Very Good	4	0	0	0.00
<input checked="" type="radio"/> Excellent	5	47	235	94.00
Performance				96.40
Final Attainment				2.89

Question	Adequacy of the elective courses			
Answer	Value	No. of response(s)	Response value	Response %
<input type="radio"/> Poor	1	0	0	0.00
<input type="radio"/> Satisfactory	2	0	0	0.00
<input type="radio"/> Good	3	0	0	0.00
<input type="radio"/> Very Good	4	0	0	0.00
<input checked="" type="radio"/> Excellent	5	50	250	100.00
Performance				100.00
Final Attainment				3.00


Question	Practical content in the curriculum			
Answer	Value	No. of response(s)	Response value	Response %
<input type="radio"/> Poor	1	0	0	0.00
<input type="radio"/> Satisfactory	2	0	0	0.00
<input type="radio"/> Good	3	0	0	0.00
<input type="radio"/> Very Good	4	0	0	0.00
<input checked="" type="radio"/> Excellent	5	50	250	100.00
Performance				100.00
Final Attainment				3.00

Question	Do you feel proud to be associated with Late G N Sapkal College of Engineering?			
Answer	Value	No. of response(s)	Response value	Response %
<input type="radio"/> No	1	2	2	4.00
<input checked="" type="radio"/> Yes	2	48	96	96.00
Performance				98.00
Final Attainment				2.94

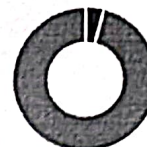




Question	Do you regularly receive communications / updates from the Institute / department?			
Answer	Value	No. of response(s)	Response value	Response %
<input type="radio"/> No	1	0	0	0.00
<input checked="" type="radio"/> Yes	2	50	100	100.00
Performance				100.00
Final Attainment				3.00



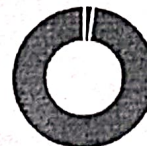
Question	Based on your performance have you ever been appreciated by your present / past organisation?			
Answer	Value	No. of response(s)	Response value	Response %
<input type="radio"/> No	1	2	2	4.00
<input checked="" type="radio"/> Yes	2	48	96	96.00
Performance				98.00
Final Attainment				2.94




Question	Have you made any significant achievement in your career?			
Answer	Value	No. of response(s)	Response value	Response %
<input type="radio"/> No	1	1	1	2.00
<input checked="" type="radio"/> Yes	2	49	98	98.00
Performance				99.00
Final Attainment				2.97




Question	Based on your professional expertise would you like to mentor your juniors?			
Answer	Value	No. of response(s)	Response value	Response %
<input type="radio"/> No	1	1	1	2.00
<input checked="" type="radio"/> Yes	2	49	98	98.00
Performance				99.00
Final Attainment				2.97



Question	Would you like to financially contribute to the Alumni Association?			
Answer	Value	No. of response(s)	Response value	Response %
<input type="radio"/> No	1	0	0	0.00
<input checked="" type="radio"/> Yes	2	50	100	100.00
Performance				100.00
Final Attainment				3.00



Achieved Scope for Improvement



Questionwise Attainment	
Activity Number	Attainment
1	2.90
2	2.72
3	2.63
4	2.82
5	2.80
6	2.54
7	2.47
8	2.83
9	2.89
10	2.86
11	2.88
12	2.69
13	2.92
14	2.88
15	2.74
16	2.76
17	2.75
18	2.87
19	2.96
20	2.99
21	2.87
22	2.89
23	3.00
24	3.00
25	2.94
26	3.00
27	2.94
28	2.97
29	2.97
30	3.00



**Prof.(Dr.) Sahebrao B. Bagal**  
Principal

Late G. N. Sapkal College of Engineering  
Anjaneri, Nashik-422 213





**Kalyani Charitable Trust, Late Gambhirrao Natuba Sapkal College of Engineering, Anjaneri,  
Trimbakeshwar Road, Nashik**

**Feedback Analysis**

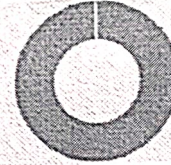
**Title : Alumni Feedback 2024-25 (Passout batch-2023-24)**

**Academic Year : 2024-25**


**Class : Electrical Engineering**

**Total number of response(s) : 27**

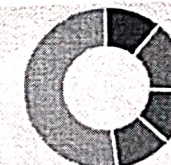
Question	Admission procedure		Response value	Response %
Answer	Value	No. of response(s)		
● Poor	1	0	0	0.00
● Satisfactory	2	0	0	0.00
● Good	3	0	0	0.00
● Very Good	4	0	0	0.00
● Excellent	5	27	135	100.00
Performance				100.00
Final Attainment				3.00




Question	Institute environment		Response value	Response %
Answer	Value	No. of response(s)		
● Poor	1	2	2	7.41
● Satisfactory	2	1	2	3.70
● Good	3	1	3	3.70
● Very Good	4	1	4	3.70
● Excellent	5	22	110	81.48
Performance				89.63
Final Attainment				2.69



Question	Academic infrastructure		Response value	Response %
Answer	Value	No. of response(s)		
● Poor	1	3	3	11.11
● Satisfactory	2	4	8	14.81
● Good	3	3	9	11.11
● Very Good	4	3	12	11.11
● Excellent	5	14	70	51.85
Performance				75.56
Final Attainment				2.27



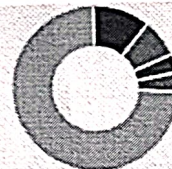
Question	Laboratory facilities		Response value	Response %
Answer	Value	No. of response(s)		
● Poor	1	3	3	11.11
● Satisfactory	2	1	2	3.70
● Good	3	2	6	7.41
● Very Good	4	0	0	0.00
● Excellent	5	21	105	77.78
Performance				85.93
Final Attainment				2.58



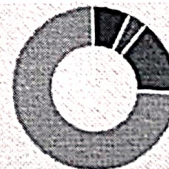


Question	Research and Innovation support			
Answer	Value	No. of response(s)	Response value	Response %
● Poor	1	3	3	11.11
● Satisfactory	2	1	2	3.70
● Good	3	1	3	3.70
● Very Good	4	1	4	3.70
● Excellent	5	21	105	77.78
Performance				86.67
Final Attainment				2.60

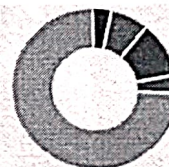
Question	Library facilities			
Answer	Value	No. of response(s)	Response value	Response %
● Poor	1	3	3	11.11
● Satisfactory	2	2	4	7.41
● Good	3	1	3	3.70
● Very Good	4	1	4	3.70
● Excellent	5	20	100	74.07
Performance				84.44
Final Attainment				2.53



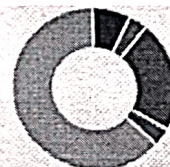
Question	Computer and Internet facilities			
Answer	Value	No. of response(s)	Response value	Response %
● Poor	1	2	2	7.41
● Satisfactory	2	1	2	3.70
● Good	3	4	12	14.81
● Very Good	4	0	0	0.00
● Excellent	5	20	100	74.07
Performance				85.93
Final Attainment				2.58



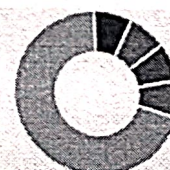
Question	Cultural and Sport facilities			
Answer	Value	No. of response(s)	Response value	Response %
● Poor	1	1	1	3.70
● Satisfactory	2	2	4	7.41
● Good	3	3	9	11.11
● Very Good	4	1	4	3.70
● Excellent	5	20	100	74.07
Performance				87.41
Final Attainment				2.62



Question	Hostel facility			
Answer	Value	No. of response(s)	Response value	Response %
● Poor	1	2	2	7.41
● Satisfactory	2	1	2	3.70
● Good	3	6	18	22.22
● Very Good	4	1	4	3.70
● Excellent	5	17	85	62.96
Performance				82.22
Final Attainment				2.47

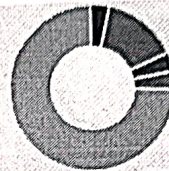


Question	Transport facility			
Answer	Value	No. of response(s)	Response value	Response %
● Poor	1	2	2	7.41
● Satisfactory	2	2	4	7.41
● Good	3	2	6	7.41
● Very Good	4	2	8	7.41
● Excellent	5	19	95	70.37
Performance				85.19
Final Attainment				2.56

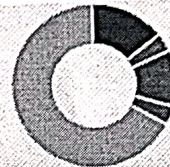





Question	Grievances redressal			
Answer	Value	No. of response(s)	Response value	Response %
● Poor	1	1	1	3.70
● Satisfactory	2	4	8	14.81
● Good	3	1	3	3.70
● Very Good	4	1	4	3.70
● Excellent	5	20	100	74.07
Performance				85.93
Final Attainment				2.58




Question	Training and placement			
Answer	Value	No. of response(s)	Response value	Response %
● Poor	1	4	4	14.81
● Satisfactory	2	1	2	3.70
● Good	3	3	9	11.11
● Very Good	4	1	4	3.70
● Excellent	5	18	90	66.67
Performance				80.74
Final Attainment				2.42




Question	Career counselling activities			
Answer	Value	No. of response(s)	Response value	Response %
● Poor	1	0	0	0.00
● Satisfactory	2	2	4	7.41
● Good	3	0	0	0.00
● Very Good	4	1	4	3.70
● Excellent	5	24	120	88.89
Performance				94.81
Final Attainment				2.84



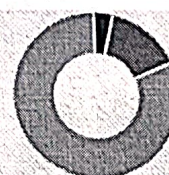
Question	Canteen facility			
Answer	Value	No. of response(s)	Response value	Response %
● Poor	1	1	1	3.70
● Satisfactory	2	6	12	22.22
● Good	3	1	3	3.70
● Very Good	4	1	4	3.70
● Excellent	5	18	90	66.67
Performance				81.48
Final Attainment				2.44



Question	Recreational facilities			
Answer	Value	No. of response(s)	Response value	Response %
● Poor	1	2	2	7.41
● Satisfactory	2	2	4	7.41
● Good	3	1	3	3.70
● Very Good	4	1	4	3.70
● Excellent	5	21	105	77.78
Performance				87.41
Final Attainment				2.62

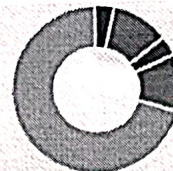


Question	Your knowledge in mathematical, scientific and engineering fundamentals has helped you in initiating a successful career as well as advance in it			
Answer	Value	No. of response(s)	Response value	Response %
● Strongly disagree	1	1	1	3.70
● Disagree	2	4	8	14.81
● Neutral	3	0	0	0.00
● Agree	4	0	0	0.00
● Strongly agree	5	22	110	81.48
Performance				88.15
Final Attainment				2.64

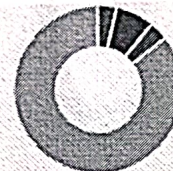





Question	You have not face any difficulty in adopting to new methods and technology at your workplace			
Answer	Value	No. of response(s)	Response value	Response %
● Strongly disagree	1	1	1	3.70
● Disagree	2	3	6	11.11
● Neutral	3	1	3	3.70
● Agree	4	3	12	11.11
● Strongly agree	5	19	95	70.37
Performance				86.67
Final Attainment				2.60




Question	You were able to cope up with your current job challenges			
Answer	Value	No. of response(s)	Response value	Response %
● Strongly disagree	1	0	0	0.00
● Disagree	2	1	2	3.70
● Neutral	3	2	6	7.41
● Agree	4	1	4	3.70
● Strongly agree	5	23	115	85.19
Performance				94.07
Final Attainment				2.82




Question	You find yourself competent enough in handling projects / assignments successfully as a team member			
Answer	Value	No. of response(s)	Response value	Response %
● Strongly disagree	1	2	2	7.41
● Disagree	2	2	4	7.41
● Neutral	3	1	3	3.70
● Agree	4	2	8	7.41
● Strongly agree	5	20	100	74.07
Performance				86.67
Final Attainment				2.60




Question	Content and coverage			
Answer	Value	No. of response(s)	Response value	Response %
● Poor	1	0	0	0.00
● Satisfactory	2	1	2	3.70
● Good	3	1	3	3.70
● Very Good	4	0	0	0.00
● Excellent	5	25	125	92.59
Performance				96.30
Final Attainment				2.89



Question	Adequacy of the core courses			
Answer	Value	No. of response(s)	Response value	Response %
● Poor	1	0	0	0.00
● Satisfactory	2	1	2	3.70
● Good	3	1	3	3.70
● Very Good	4	1	4	3.70
● Excellent	5	24	120	88.89
Performance				95.56
Final Attainment				2.87

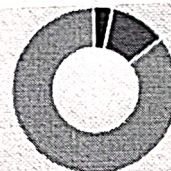


Question	Ordering of the courses			
Answer	Value	No. of response(s)	Response value	Response %
● Poor	1	1	1	3.70
● Satisfactory	2	2	4	7.41
● Good	3	1	3	3.70
● Very Good	4	1	4	3.70
● Excellent	5	22	110	81.48
Performance				90.37
Final Attainment				2.71

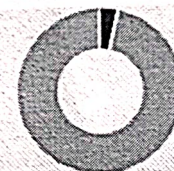




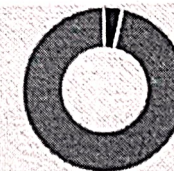
Question	Adequacy of the elective courses			
Answer	Value	No. of response(s)	Response value	Response %
● Poor	1	1	1	3.70
● Satisfactory	2	0	0	0.00
● Good	3	0	0	0.00
● Very Good	4	3	12	11.11
● Excellent	5	23	115	85.19
Performance				94.81
Final Attainment				2.84



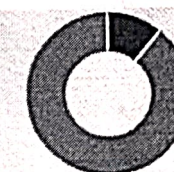
Question	Practical content in the curriculum			
Answer	Value	No. of response(s)	Response value	Response %
● Poor	1	1	1	3.70
● Satisfactory	2	0	0	0.00
● Good	3	0	0	0.00
● Very Good	4	0	0	0.00
● Excellent	5	26	130	96.30
Performance				97.04
Final Attainment				2.91



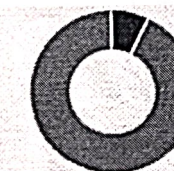
Question	Do you feel proud to be associated with Late G N Sapkal College of Engineering?			
Answer	Value	No. of response(s)	Response value	Response %
● No	1	1	1	3.70
● Yes	2	26	52	96.30
Performance				98.15
Final Attainment				2.94




Question	Do you regularly receive communications / updates from the institute / department?			
Answer	Value	No. of response(s)	Response value	Response %
● No	1	3	3	11.11
● Yes	2	24	48	88.89
Performance				94.44
Final Attainment				2.83




Question	Based on your performance have you ever been appreciated by your present / past organisation?			
Answer	Value	No. of response(s)	Response value	Response %
● No	1	2	2	7.41
● Yes	2	25	50	92.59
Performance				96.30
Final Attainment				2.89



Question	Have you made any significant achievement in your career?			
Answer	Value	No. of response(s)	Response value	Response %
● No	1	3	3	11.11
● Yes	2	24	48	88.89
Performance				94.44
Final Attainment				2.83

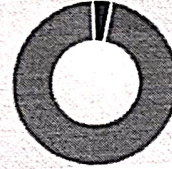


Question	Based on your professional expertise would you like to mentor your juniors?			
Answer	Value	No. of response(s)	Response value	Response %
● No	1	3	3	11.11
● Yes	2	24	48	88.89
Performance				94.44
Final Attainment				2.83





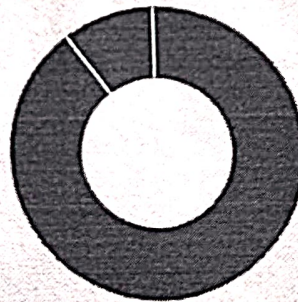
Would you like to financially contribute to the Alumni Association?				
Question	Value	No. of response(s)	Response value	Response %
Answer				3.70
● No	1	1	1	98.30
● Yes	2	26	52	98.15
Performance				2.94
Final Attainment				



## Questionwise Attainment

Activity Number	Attainment
1	3.00
2	2.69
3	2.27
4	2.58
5	2.60
6	2.53
7	2.58
8	2.62
9	2.47
10	2.56
11	2.58
12	2.42
13	2.84
14	2.44
15	2.62
16	2.64
17	2.60
18	2.82
19	2.60
20	2.89
21	2.87
22	2.71
23	2.84
24	2.91
25	2.94
26	2.83
27	2.89
28	2.83
29	2.83
30	2.94

Achieved
  Scope for improvement







**Kalyani Charitable Trust, Late Gambhirrao Natuba Sapkal College of Engineering, Anjaneri,  
Trimbakeshwar Road, Nashik**

**Feedback Analysis**

**Title :** Alumni Feedback 2024-25 (Passout batch-2023-24)

**Academic Year :** 2024-25

**Class :** Electronics and Telecommunication Engineering

Total number of response(s) : 36

Question	Admission procedure			
Answer	Value	No. of response(s)	Response value	Response %
● Poor	1	0	0	0.00
● Satisfactory	2	0	0	0.00
● Good	3	0	0	0.00
● Very Good	4	2	8	5.56
● Excellent	5	34	170	94.44
Performance				98.89
Final Attainment				2.97

Question	Institute environment			
Answer	Value	No. of response(s)	Response value	Response %
● Poor	1	2	2	5.56
● Satisfactory	2	3	6	8.33
● Good	3	5	15	13.89
● Very Good	4	4	16	11.11
● Excellent	5	22	110	61.11
Performance				82.78
Final Attainment				2.48

Question	Academic Infrastructure			
Answer	Value	No. of response(s)	Response value	Response %
● Poor	1	2	2	5.56
● Satisfactory	2	2	4	5.56
● Good	3	1	3	2.78
● Very Good	4	3	12	8.33
● Excellent	5	28	140	77.78
Performance				89.44
Final Attainment				2.68

Question	Laboratory facilities			
Answer	Value	No. of response(s)	Response value	Response %
● Poor	1	0	0	0.00
● Satisfactory	2	1	2	2.78
● Good	3	3	9	8.33
● Very Good	4	3	12	8.33
● Excellent	5	29	145	80.56
Performance				93.33
Final Attainment				2.80



Question	Research and Innovation support			
Answer	Value	No. of response(s)	Response value	Response %
<input type="radio"/> Poor	1	4	4	11.11
<input type="radio"/> Satisfactory	2	2	4	5.56
<input type="radio"/> Good	3	2	6	5.56
<input type="radio"/> Very Good	4	5	20	13.89
<input type="radio"/> Excellent	5	23	115	63.89
Performance				82.78
Final Attainment				2.48

Question	Library facilities			
Answer	Value	No. of response(s)	Response value	Response %
<input type="radio"/> Poor	1	2	2	5.56
<input type="radio"/> Satisfactory	2	2	4	5.56
<input type="radio"/> Good	3	2	6	5.56
<input type="radio"/> Very Good	4	2	8	5.56
<input type="radio"/> Excellent	5	28	140	77.78
Performance				88.89
Final Attainment				2.67

Question	Computer and Internet facilities			
Answer	Value	No. of response(s)	Response value	Response %
<input type="radio"/> Poor	1	2	2	5.56
<input type="radio"/> Satisfactory	2	2	4	5.56
<input type="radio"/> Good	3	3	9	8.33
<input type="radio"/> Very Good	4	3	12	8.33
<input type="radio"/> Excellent	5	26	130	72.22
Performance				87.22
Final Attainment				2.62

Question	Cultural and Sport facilities			
Answer	Value	No. of response(s)	Response value	Response %
<input type="radio"/> Poor	1	0	0	0.00
<input type="radio"/> Satisfactory	2	1	2	2.78
<input type="radio"/> Good	3	2	6	5.56
<input type="radio"/> Very Good	4	3	12	8.33
<input type="radio"/> Excellent	5	30	150	83.33
Performance				94.44
Final Attainment				2.83

Question	Hostel facility			
Answer	Value	No. of response(s)	Response value	Response %
<input type="radio"/> Poor	1	2	2	5.56
<input type="radio"/> Satisfactory	2	1	2	2.78
<input type="radio"/> Good	3	5	15	13.89
<input type="radio"/> Very Good	4	1	4	2.78
<input type="radio"/> Excellent	5	27	135	75.00
Performance				87.78
Final Attainment				2.63

Question	Transport facility			
Answer	Value	No. of response(s)	Response value	Response %
<input type="radio"/> Poor	1	3	3	8.33
<input type="radio"/> Satisfactory	2	2	4	5.56
<input type="radio"/> Good	3	2	6	5.56
<input type="radio"/> Very Good	4	3	12	8.33
<input type="radio"/> Excellent	5	26	130	72.22
Performance				86.11
Final Attainment				2.58





Question	Grievances redressal			
Answer	Value	No. of response(s)	Response value	Response %
<input type="radio"/> Poor	1	0	0	0.00
<input type="radio"/> Satisfactory	2	2	4	5.56
<input type="radio"/> Good	3	2	6	5.56
<input type="radio"/> Very Good	4	0	0	0.00
<input type="radio"/> Excellent	5	32	160	88.89
Performance				94.44
Final Attainment				2.83

Question	Training and placement			
Answer	Value	No. of response(s)	Response value	Response %
<input type="radio"/> Poor	1	3	3	8.33
<input type="radio"/> Satisfactory	2	2	4	5.56
<input type="radio"/> Good	3	2	6	5.56
<input type="radio"/> Very Good	4	2	8	5.56
<input type="radio"/> Excellent	5	27	135	75.00
Performance				86.67
Final Attainment				2.60

Question	Career counselling activities			
Answer	Value	No. of response(s)	Response value	Response %
<input type="radio"/> Poor	1	1	1	2.78
<input type="radio"/> Satisfactory	2	2	4	5.56
<input type="radio"/> Good	3	1	3	2.78
<input type="radio"/> Very Good	4	0	0	0.00
<input type="radio"/> Excellent	5	32	160	88.89
Performance				93.33
Final Attainment				2.80

Question	Canteen facility			
Answer	Value	No. of response(s)	Response value	Response %
<input type="radio"/> Poor	1	0	0	0.00
<input type="radio"/> Satisfactory	2	2	4	5.56
<input type="radio"/> Good	3	2	6	5.56
<input type="radio"/> Very Good	4	5	20	13.89
<input type="radio"/> Excellent	5	27	135	75.00
Performance				91.67
Final Attainment				2.75

Question	Recreational facilities			
Answer	Value	No. of response(s)	Response value	Response %
<input type="radio"/> Poor	1	0	0	0.00
<input type="radio"/> Satisfactory	2	3	6	8.33
<input type="radio"/> Good	3	0	0	0.00
<input type="radio"/> Very Good	4	1	4	2.78
<input type="radio"/> Excellent	5	32	160	88.89
Performance				94.44
Final Attainment				2.83

Question	Your knowledge in mathematical, scientific and engineering fundamentals has helped you in initiating a successful career as well as advance in it			
Answer	Value	No. of response(s)	Response value	Response %
<input type="radio"/> Strongly disagree	1	3	3	8.33
<input type="radio"/> Disagree	2	2	4	5.56
<input type="radio"/> Neutral	3	3	9	8.33
<input type="radio"/> Agree	4	2	8	5.56
<input type="radio"/> Strongly agree	5	26	130	72.22
Performance				85.56



Question You have not face any difficulty in adopting to new methods and technology at your workplace

Answer	Value	No. of response(s)	Response value	Response %
<input type="radio"/> Strongly disagree	1	1	1	2.78
<input type="radio"/> Disagree	2	1	2	2.78
<input type="radio"/> Neutral	3	0	0	0.00
<input type="radio"/> Agree	4	0	0	0.00
<input type="radio"/> Strongly agree	5	34	170	94.44
Performance				96.11
Final Attainment				2.88

Question You were able to cope up with your current job challenges

Answer	Value	No. of response(s)	Response value	Response %
<input type="radio"/> Strongly disagree	1	0	0	0.00
<input type="radio"/> Disagree	2	1	2	2.78
<input type="radio"/> Neutral	3	1	3	2.78
<input type="radio"/> Agree	4	0	0	0.00
<input type="radio"/> Strongly agree	5	34	170	94.44
Performance				97.22
Final Attainment				2.92

Question You find yourself competent enough in handling projects / assignments successfully as a team member

Answer	Value	No. of response(s)	Response value	Response %
<input type="radio"/> Strongly disagree	1	1	1	2.78
<input type="radio"/> Disagree	2	2	4	5.56
<input type="radio"/> Neutral	3	0	0	0.00
<input type="radio"/> Agree	4	0	0	0.00
<input type="radio"/> Strongly agree	5	33	165	91.67
Performance				94.44
Final Attainment				2.83

Question Content and coverage

Answer	Value	No. of response(s)	Response value	Response %
<input type="radio"/> Poor	1	2	2	5.56
<input type="radio"/> Satisfactory	2	3	6	8.33
<input type="radio"/> Good	3	0	0	0.00
<input type="radio"/> Very Good	4	0	0	0.00
<input type="radio"/> Excellent	5	31	155	86.11
Performance				90.56
Final Attainment				2.72

Question Adequacy of the core courses

Answer	Value	No. of response(s)	Response value	Response %
<input type="radio"/> Poor	1	3	3	8.33
<input type="radio"/> Satisfactory	2	0	0	0.00
<input type="radio"/> Good	3	1	3	2.78
<input type="radio"/> Very Good	4	0	0	0.00
<input type="radio"/> Excellent	5	32	160	88.89
Performance				92.22
Final Attainment				2.77

Question Ordering of the courses

Answer	Value	No. of response(s)	Response value	Response %
<input type="radio"/> Poor	1	2	2	5.56
<input type="radio"/> Satisfactory	2	1	2	2.78
<input type="radio"/> Good	3	1	3	2.78
<input type="radio"/> Very Good	4	0	0	0.00
<input type="radio"/> Excellent	5	32	160	88.89





Question	Adequacy of the elective courses			
Answer	Value	No. of response(s)	Response value	Response %
<input type="radio"/> Poor	1	0	0	0.00
<input type="radio"/> Satisfactory	2	2	4	5.56
<input type="radio"/> Good	3	0	0	0.00
<input type="radio"/> Very Good	4	0	0	0.00
<input type="radio"/> Excellent	5	34	170	94.44
Performance				96.67
Final Attainment				2.90

Question	Practical content in the curriculum			
Answer	Value	No. of response(s)	Response value	Response %
<input type="radio"/> Poor	1	3	3	8.33
<input type="radio"/> Satisfactory	2	0	0	0.00
<input type="radio"/> Good	3	0	0	0.00
<input type="radio"/> Very Good	4	0	0	0.00
<input type="radio"/> Excellent	5	33	165	91.67
Performance				93.33
Final Attainment				2.80

Question	Do you feel proud to be associated with Late G N Sapkal College of Engineering?			
Answer	Value	No. of response(s)	Response value	Response %
<input type="radio"/> No	1	4	4	11.11
<input type="radio"/> Yes	2	32	64	88.89
Performance				94.44
Final Attainment				2.83

Question	Do you regularly receive communications / updates from the institute / department?			
Answer	Value	No. of response(s)	Response value	Response %
<input type="radio"/> No	1	7	7	19.44
<input type="radio"/> Yes	2	29	58	80.56
Performance				90.28
Final Attainment				2.71

Question	Based on your performance have you ever been appreciated by your present / past organisation?			
Answer	Value	No. of response(s)	Response value	Response %
<input type="radio"/> No	1	6	6	16.67
<input type="radio"/> Yes	2	30	60	83.33
Performance				91.67
Final Attainment				2.75

Question	Have you made any significant achievement in your career?			
Answer	Value	No. of response(s)	Response value	Response %
<input type="radio"/> No	1	4	4	11.11
<input type="radio"/> Yes	2	32	64	88.89
Performance				94.44
Final Attainment				2.83

Question	Based on your professional expertise would you like to mentor your juniors?			
Answer	Value	No. of response(s)	Response value	Response %
<input type="radio"/> No	1	7	7	19.44
<input type="radio"/> Yes	2	29	58	80.56
Performance				90.28
Final Attainment				2.71



Question				
Would you like to financially contribute to the Alumni Association?				
Answer	Value	No. of response(s)	Response value	Response %
<input checked="" type="radio"/> No	1	3	3	8.33
<input type="radio"/> Yes	2	33	66	91.67
Performance				95.83
Final Attainment				2.88



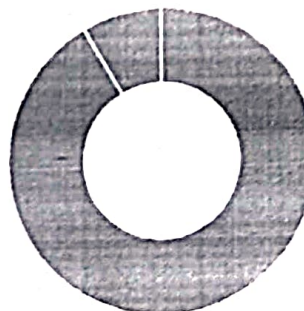
## Questionwise Attainment

Activity Number

Attainment

1	2.97
2	2.48
3	2.68
4	2.80
5	2.48
6	2.67
7	2.62
8	2.83
9	2.63
10	2.58
11	2.83
12	2.60
13	2.80
14	2.75
15	2.83
16	2.57
17	2.88
18	2.92
19	2.83
20	2.72
21	2.77
22	2.78
23	2.90
24	2.80
25	2.83
26	2.71
27	2.75
28	2.83
29	2.71
30	2.88

☒ Achieved
 ☐ Scope for improvement



**Prof. (Dr.) Sahabrao B. Baga!**  
**Principal**  
 Late G. N. Sapkal College of Engineering  
 Anjaneri, Nashik-422 213





**Kalyani Charitable Trust, Late Gambhirrao Natuba Sapkal College of Engineering, Anjaneri,  
Trimbakeshwar Road, Nashik**

**Feedback Analysis**

Title : Alumni Feedback 2024-25 (Passout batch-2023-24)

Academic Year : 2024-25


Class : Mechanical Engineering

Total number of response(s) : 39


Question	Admission procedure			
Answer	Value	No. of response(s)	Response value	Response %
● Poor	1	0	0	0.00
● Satisfactory	2	1	2	2.56
● Good	3	0	0	0.00
● Very Good	4	1	4	2.56
● Excellent	5	37	185	94.87
Performance				97.95
Final Attainment				2.94



Question	Institute environment			
Answer	Value	No. of response(s)	Response value	Response %
● Poor	1	1	1	2.56
● Satisfactory	2	0	0	0.00
● Good	3	2	6	5.13
● Very Good	4	0	0	0.00
● Excellent	5	36	180	92.31
Performance				95.90
Final Attainment				2.88



Question	Academic infrastructure			
Answer	Value	No. of response(s)	Response value	Response %
● Poor	1	0	0	0.00
● Satisfactory	2	0	0	0.00
● Good	3	0	0	0.00
● Very Good	4	1	4	2.56
● Excellent	5	38	190	97.44
Performance				99.49
Final Attainment				2.98



Question	Laboratory facilities			
Answer	Value	No. of response(s)	Response value	Response %
● Poor	1	0	0	0.00
● Satisfactory	2	0	0	0.00
● Good	3	5	15	12.82
● Very Good	4	1	4	2.56
● Excellent	5	33	165	84.62
Performance				94.36
Final Attainment				2.83





Question	Research and Innovation support			
Answer	Value	No. of response(s)	Response value	Response %
<input checked="" type="radio"/> Poor	1	0	0	0.00
<input type="radio"/> Satisfactory	2	0	0	0.00
<input type="radio"/> Good	3	1	3	2.56
<input type="radio"/> Very Good	4	1	4	2.56
<input type="radio"/> Excellent	5	37	185	94.87
Performance				98.46
Final Attainment				2.95



Question	Library facilities			
Answer	Value	No. of response(s)	Response value	Response %
<input checked="" type="radio"/> Poor	1	1	1	2.56
<input type="radio"/> Satisfactory	2	0	0	0.00
<input type="radio"/> Good	3	0	0	0.00
<input type="radio"/> Very Good	4	3	12	7.69
<input type="radio"/> Excellent	5	35	175	89.74
Performance				96.41
Final Attainment				2.89




Question	Computer and Internet facilities			
Answer	Value	No. of response(s)	Response value	Response %
<input checked="" type="radio"/> Poor	1	0	0	0.00
<input type="radio"/> Satisfactory	2	0	0	0.00
<input type="radio"/> Good	3	2	6	5.13
<input type="radio"/> Very Good	4	1	4	2.56
<input type="radio"/> Excellent	5	36	180	92.31
Performance				97.44
Final Attainment				2.92



Question	Cultural and Sport facilities			
Answer	Value	No. of response(s)	Response value	Response %
<input checked="" type="radio"/> Poor	1	0	0	0.00
<input type="radio"/> Satisfactory	2	0	0	0.00
<input type="radio"/> Good	3	1	3	2.56
<input type="radio"/> Very Good	4	0	0	0.00
<input type="radio"/> Excellent	5	38	190	97.44
Performance				98.97
Final Attainment				2.97



Question	Hostel facility			
Answer	Value	No. of response(s)	Response value	Response %
<input checked="" type="radio"/> Poor	1	0	0	0.00
<input type="radio"/> Satisfactory	2	2	4	5.13
<input type="radio"/> Good	3	0	0	0.00
<input type="radio"/> Very Good	4	1	4	2.56
<input type="radio"/> Excellent	5	36	180	92.31
Performance				96.41
Final Attainment				2.89



Question	Transport facility			
Answer	Value	No. of response(s)	Response value	Response %
<input checked="" type="radio"/> Poor	1	0	0	0.00
<input type="radio"/> Satisfactory	2	1	2	2.56
<input type="radio"/> Good	3	0	0	0.00
<input type="radio"/> Very Good	4	1	4	2.56
<input type="radio"/> Excellent	5	37	185	94.87
Performance				97.95
Final Attainment				2.94

Question	Grievances redressal			
Answer	Value	No. of response(s)	Response value	Response %
<input checked="" type="radio"/> Poor	1	0	0	0.00
<input type="radio"/> Satisfactory	2	0	0	0.00
<input type="radio"/> Good	3	2	6	5.13
<input type="radio"/> Very Good	4	1	4	2.56
<input type="radio"/> Excellent	5	36	180	92.31
Performance				97.44
Final Attainment				2.92

Question	Training and placement			
Answer	Value	No. of response(s)	Response value	Response %
<input checked="" type="radio"/> Poor	1	0	0	0.00
<input type="radio"/> Satisfactory	2	0	0	0.00
<input type="radio"/> Good	3	2	6	5.13
<input type="radio"/> Very Good	4	2	8	5.13
<input type="radio"/> Excellent	5	35	175	89.74
Performance				96.92
Final Attainment				2.91

Question	Career counselling activities			
Answer	Value	No. of response(s)	Response value	Response %
<input checked="" type="radio"/> Poor	1	0	0	0.00
<input type="radio"/> Satisfactory	2	0	0	0.00
<input type="radio"/> Good	3	1	3	2.56
<input type="radio"/> Very Good	4	0	0	0.00
<input type="radio"/> Excellent	5	38	190	97.44
Performance				98.97
Final Attainment				2.97

Question	Canteen facility			
Answer	Value	No. of response(s)	Response value	Response %
<input checked="" type="radio"/> Poor	1	1	1	2.56
<input type="radio"/> Satisfactory	2	1	2	2.56
<input type="radio"/> Good	3	1	3	2.56
<input type="radio"/> Very Good	4	3	12	7.69
<input type="radio"/> Excellent	5	33	165	84.62
Performance				93.85
Final Attainment				2.82





Recreational facilities				
Question	Value	No. of response(s)	Response value	Response %
Answer				
<input type="radio"/> Poor	1	0	0	0.00
<input type="radio"/> Satisfactory	2	0	0	0.00
<input type="radio"/> Good	3	5	15	12.82
<input type="radio"/> Very Good	4	0	0	0.00
<input type="radio"/> Excellent	5	34	170	87.18
Performance				94.87
Final Attainment				2.85

Your knowledge in mathematical, scientific and engineering fundamentals has helped you in initiating a successful career as well as advance in it				
Question	Value	No. of response(s)	Response value	Response %
Answer				
<input type="radio"/> Strongly disagree	1	0	0	0.00
<input type="radio"/> Disagree	2	0	0	0.00
<input type="radio"/> Neutral	3	0	0	0.00
<input type="radio"/> Agree	4	1	4	2.56
<input type="radio"/> Strongly agree	5	38	190	97.44
Performance				99.49
Final Attainment				2.98

You have not face any difficulty in adopting to new methods and technology at your workplace				
Question	Value	No. of response(s)	Response value	Response %
Answer				
<input type="radio"/> Strongly disagree	1	0	0	0.00
<input type="radio"/> Disagree	2	0	0	0.00
<input type="radio"/> Neutral	3	0	0	0.00
<input type="radio"/> Agree	4	3	12	7.69
<input type="radio"/> Strongly agree	5	36	180	92.31
Performance				98.46
Final Attainment				2.95

You were able to cope up with your current job challenges				
Question	Value	No. of response(s)	Response value	Response %
Answer				
<input type="radio"/> Strongly disagree	1	0	0	0.00
<input type="radio"/> Disagree	2	0	0	0.00
<input type="radio"/> Neutral	3	3	9	7.69
<input type="radio"/> Agree	4	0	0	0.00
<input type="radio"/> Strongly agree	5	36	180	92.31
Performance				96.92
Final Attainment				2.91

You find yourself competent enough in handling projects / assignments successfully as a team member				
Question	Value	No. of response(s)	Response value	Response %
Answer				
<input type="radio"/> Strongly disagree	1	0	0	0.00
<input type="radio"/> Disagree	2	0	0	0.00
<input type="radio"/> Neutral	3	2	6	5.13
<input type="radio"/> Agree	4	0	0	0.00
<input type="radio"/> Strongly agree	5	37	185	94.87
Performance				97.95
Final Attainment				2.94



Question	Content and coverage			
Answer	Value	No. of response(s)	Response value	Response %
<input checked="" type="radio"/> Poor	1	0	0	0.00
<input type="radio"/> Satisfactory	2	0	0	0.00
<input type="radio"/> Good	3	0	0	0.00
<input type="radio"/> Very Good	4	1	4	2.56
<input type="radio"/> Excellent	5	38	190	97.44
Performance				99.49
Final Attainment				2.98

Question	Adequacy of the core courses			
Answer	Value	No. of response(s)	Response value	Response %
<input checked="" type="radio"/> Poor	1	0	0	0.00
<input type="radio"/> Satisfactory	2	0	0	0.00
<input type="radio"/> Good	3	1	3	2.56
<input type="radio"/> Very Good	4	0	0	0.00
<input type="radio"/> Excellent	5	38	190	97.44
Performance				98.97
Final Attainment				2.97

Question	Ordering of the courses			
Answer	Value	No. of response(s)	Response value	Response %
<input checked="" type="radio"/> Poor	1	0	0	0.00
<input type="radio"/> Satisfactory	2	0	0	0.00
<input type="radio"/> Good	3	1	3	2.56
<input type="radio"/> Very Good	4	0	0	0.00
<input type="radio"/> Excellent	5	38	190	97.44
Performance				98.97
Final Attainment				2.97

Question	Adequacy of the elective courses			
Answer	Value	No. of response(s)	Response value	Response %
<input checked="" type="radio"/> Poor	1	0	0	0.00
<input type="radio"/> Satisfactory	2	0	0	0.00
<input type="radio"/> Good	3	0	0	0.00
<input type="radio"/> Very Good	4	0	0	0.00
<input type="radio"/> Excellent	5	39	195	100.00
Performance				100.00
Final Attainment				3.00

Question	Practical content in the curriculum			
Answer	Value	No. of response(s)	Response value	Response %
<input checked="" type="radio"/> Poor	1	0	0	0.00
<input type="radio"/> Satisfactory	2	0	0	0.00
<input type="radio"/> Good	3	0	0	0.00
<input type="radio"/> Very Good	4	0	0	0.00
<input type="radio"/> Excellent	5	39	195	100.00
Performance				100.00
Final Attainment				3.00

Question	Do you feel proud to be associated with Late G N Sapkal College of Engineering?			
Answer	Value	No. of response(s)	Response value	Response %
<input checked="" type="radio"/> No	1	0	0	0.00
<input type="radio"/> Yes	2	39	78	100.00
Performance				100.00
Final Attainment				3.00





Question	Do you regularly receive communications / updates from the institute / department?			
Answer	Value	No. of response(s)	Response value	Response %
<input type="radio"/> No	1	2	2	5.13
<input checked="" type="radio"/> Yes	2	37	74	94.87
Performance				97.44
Final Attainment				2.92



Question	Based on your performance have you ever been appreciated by your present / past organisation?			
Answer	Value	No. of response(s)	Response value	Response %
<input type="radio"/> No	1	3	3	7.69
<input checked="" type="radio"/> Yes	2	36	72	92.31
Performance				96.15
Final Attainment				2.88



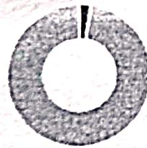
Question	Have you made any significant achievement in your career?			
Answer	Value	No. of response(s)	Response value	Response %
<input type="radio"/> No	1	4	4	10.26
<input checked="" type="radio"/> Yes	2	35	70	89.74
Performance				94.87
Final Attainment				2.85



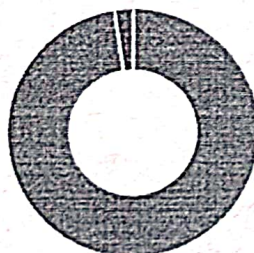
Question	Based on your professional expertise would you like to mentor your juniors?			
Answer	Value	No. of response(s)	Response value	Response %
<input type="radio"/> No	1	3	3	7.69
<input checked="" type="radio"/> Yes	2	36	72	92.31
Performance				96.15
Final Attainment				2.88



Question	Would you like to financially contribute to the Alumni Association?			
Answer	Value	No. of response(s)	Response value	Response %
<input type="radio"/> No	1	1	1	2.56
<input checked="" type="radio"/> Yes	2	38	76	97.44
Performance				98.72
Final Attainment				2.96



☒ Achieved ☐ Scope for improvement



## Questionwise Attainment

## Activity Number

Activity Number	Attainment
1	2.94
2	2.88
3	2.98
4	2.83
5	2.95
6	2.89
7	2.92
8	2.97
9	2.89
10	2.94
11	2.92
12	2.91
13	2.97
14	2.82
15	2.85
16	2.98
17	2.95
18	2.91
19	2.94
20	2.98
21	2.97
22	2.97
23	3.00
24	3.00
25	3.00
26	2.92
27	2.88
28	2.85
29	2.88
30	2.96



Prof. J. R. Mahajan.



Prof. (Dr.) T. Y. Badgujar  
Professor & Head  
Dept. of Mechanical Engineering  
Late G.N. Sapkal College of Engineering




Prof. (Dr.) Balchandra B. Bagal  
Principal  
Late G. N. Sapkal College of Engineering  
Anjaneri, Nashik-422 213.